



BROW ARTISTRY



By: Brow Aphrodite





Welcome, I'm Jina—your Brow + PMU artist and Sugarist, with a combined 5 years of experience in the beauty industry. Solely operating as an independent artist, my journey started from a home based studio to becoming a full time renter and educator in brows and sugaring. I have completed my trainings and mentorships with BROW BY G, MJP BEAUTY, and KIANA JADE PMU in a six month apprenticeship for PMU.

My commitment is teaching my students to create beautiful brow results that took me 5 years, within 1 year. I'll guide you through your first steps into your Brow Artistry journey, with a premium professional brow kit of all my favourite products, hands-on learning, multiple live models, and a shadow day.

My brow artistry emphasizes precision, slowness, presence, gratitude, and enjoying every step of your journey. It's more than just a brow business, we're teaching women to love their natural brows again by simplifying their beauty routines and creating a safe space for expression, trust, and creativity again.

BEGINNER + INTERMEDIATE
ARTISTS

BROW TRAINING

Brow Fundamentals Course

SHAPING

HYBRID TINT

LAMINATION

My 3-IN-1 Brow Artistry course covers 8 Fundamental Brow Techniques; mapping, trimming, waxing, tweezing, tinting, lamination, carving, and styling.


Students will be able to offer **3 Signature Brows Services**; Brow Shaping, Tint, and Lamination. Designed for beginners and intermediate artists. This course has nan heavy focus on **hands-on practice** paired with a **generous amount of time** for each **service** that allows any student to thrive and work as an independent artist.

A TWO-DAY, 1-on-1 training designed at a **slower pace** to build a solid foundation of brow artistry.



Students get:

- \$500 pro training kit
- **three demo models in class**
- quality content to use to start up their marketing
- **two-month post brow mentorship** for direct case studies
- **one shadowing session**: prior to your training to watch a live brow service by myself in studio

www.browaphrodite.com





THIS COURSE
IS 90%
HANDS-ON



GET READY TO
DIVE STRAIGHT
INTO CONTENT
CREATION, AND
PERFORMING THE
BROW
TECHNIQUES

STUDENT'S
WORK
(SHAPING +
TINT)



(SHAPING +
LAMINATION)

AFTER TRAINING



3-IN-1 BROW TRAINING

LEARN 8 BROW TECHNIQUES

MAPPING SKILLS

- facial muscle movements/pull
- **signature black + white string mapping**
- marking the cleanest lines
- measuring for symmetry with callipers
- eyeballing/freehand judgements
- carving to map

WAXING

- **learn soft wax technique**
- skin contraindications
- how to apply wax
- how to hold the skin
- post wax care
- skin lifting theory

TWEEZING

- tweezing properly
- **precision tweezing:** identify which hairs to remove vs keep
- minimizing pain for clients

TRIMMING

- why it's the most essential part of shaping
- how to **trim properly from top and bottom**
- **thinning brows with trimming**
- vertical vs horizontal trimming

CARVING

- **lift and map the brows with light concealing**
- concealing to preview a brow shape

STYLING

- how to fill in brow
- **how to highlight brow bone**
- how to style with gel
- how to take photos (IPHONE + digital photos)

HYBRID TINT | BRONSUN HYBRID TINTS

- custom formulas
- **spot tinting**
- **stamping method**
- after care

LAMINATION | THUYA LAMINATION

- how to use THUYA (steps 1, 2 ,3)
- shaping + trimming laminated brows
- tinting laminated brows
- styling
- after care
- contraindications
- over-processed brows theory



INCLUDED IN YOUR KIT

Products included can serve over 100+ brow services

- Mapping String
- **POSH BROWS** white mapping string + mapping pen
- Mapping Pencils
- **POSH BROWS** tweezers + trimmers
- **Satin Smooth** Pre/Post Cleanser
- **BRONSUN HYBRID TINTS** x2
- **BRONSUN** Cream Developer
- **POSH BROWS** brushes
- **THUYA STEP** 0, 1, 2 ,3
- Tint glass
- **ABH** Brow Pencil
- 70% Alcohol
- Waxing Sticks
- Waxing Strips
- Spoolies
- Flock Brush
- Interdental Brushes
- Cling Film
- Golden Mean Callipers
- Golden Measuring Tool
- Razor Blades
- Cotton Pads
- Practice Skin Pad
- Brow Razors

VALUED OVER \$500

TRAINING DAY 1

TRAINING DAY 1 (5 Hours) - 1 LIVE MODEL

11:00AM-1:30PM | PREP + BASICS

- review e-book, materials + brow set up
- review brow shapes + whiteboard demos
- review string mapping
- sharpen pencil

WAX PREP: get comfortable with picking up and laying wax on practice pads

MAP PREP: scoring your string + sharpening your wax pencil to perfection

MODEL#1

2:00PM-4:00PM | SHAPING + LIP WAX

- student will be able to use black mapping string + white mapping string
- trim brows with precision and confidence
- use soft wax for hair removal
- learn precise tweezing and “brow rehabilitation”
- demonstrate concealer carving for mapping
- brow highlight + styling
- after photos with IPHONE + digital camera for content

TRAINING DAY 2

TRAINING DAY 2 (8 Hours) - 2 LIVE MODELS

10:00AM-11:00AM | PREP + BASICS

MODEL #2

11:00AM-1:30PM | SHAPING + HYBRID TINT + LIP WAX

1:30PM-2:00PM | LUNCH BREAK (provided)

MODEL #3

2:00PM-5:00PM | SHAPING + LAMINATION + TINT + LIP WAX

5:00PM-6:00PM | BUSINESS + MARKETING

- review the models/day
- talk about business tips, apps, editing photos
- student testimonial

6:00PM | CERTIFICATION + CELEBRATION

ONGOING SUPPORT:

One month of case study review for students to send their work for any tips + critiques

Case study: sending before and after photos for reflection and tips to help you evolve your artistry. Case studies in the beginning of your career will help you create a strong foundation in your artistry

LIFETIME COMMUNICATION + SUPPORT

**THIS COURSE FOCUSES HEAVILY
ON HANDS-ON LEARNING**

Payment Plans Available

Get in touch with us for more info!

\$2500 Beginner 2-Day Brow Artistry Training

Includes a \$500+ premium kit featuring BRONSUN, THUYA, SATIN SMOOTH, TWEEZERMAN products, servicing 100+ clients.

A \$500 non-refundable deposit must be sent to secure your spot. The full cost of the course must be paid two weeks prior to the class date. A customized payment plan will be an option for students wanting to pay in increments

Students will have access to the online training manual to study and familiarize before class

Payment Plans : \$2500 Introductory Pricing (EXAMPLE)
Deposit | \$500
Week 1 | \$1000
Week 2 | \$1000

Total cost must be paid one week prior to your training

VIP STUDENTS GET THE UPDATED E-BOOK
VERSIONS UP TO ONE YEAR AFTER THEIR
TRAINING

POTENTIAL
SHAPING/TINT

CLIENTS	DAILY	WEEKLY	MONTHLY	YEARLY INCOME
1	\$50	\$250	\$1,000	\$12,000
2	\$100	\$500	\$2,000	\$24,000
3	\$150	\$750	\$3,000	\$36,000
4	\$200	\$1,000	\$4,000	\$48,000
5	\$250	\$1,250	\$5,000	\$60,000

BASED ON A 5-DAY WEEK

BROW APHRODITE

POTENTIAL LAMINATION

CLIENTS	DAILY	WEEKLY	MONTHLY	YEARLY INCOME
1	\$100	\$500	\$2,000	\$24,000
2	\$200	\$1,000	\$4,000	\$48,000
3	\$300	\$1,500	\$6,000	\$72,000

BASED ON A 5-DAY WEEK

BROW APHRODITE

BROW APHRODITE

\$25 BROW MODEL REQUIREMENTS

- Not on any retinol/acne/skin medications
- No previous Brow PMU done
- Must have 4 weeks+ of brow growth
- Must be over 18 years old and under 50 years old.
- The procedure will be performed by students under my direct supervision.
- Permission is required for the use of before, during, and after photos for promotional purposes.

A brief consultation will be conducted beforehand to discuss the process, expectations, and aftercare.

\$25 (non-refundable) via e-transfer to
 jc_business_@hotmail.com
 send models': first and last name + phone number

BROW SHAPING | TINT | LAMINATION

BROW APHRODITE

DETAILS

Location: ONYX BLANC AESTHEICS
755 Henderson Hwy Unit #102, Winnipeg, MB R2K 2K5

Parking:
Parking is available in ONYX BLANC designated parking stalls, visitor parking, or in the Fresco parking lot. Please ensure you are parked in the appropriate areas to avoid any inconvenience.

Arrivals
Upon arrival, clients are welcome to wait in the lobby and use the washroom before their appointment.

Models + Student
Please bring extra makeup for touch ups, especially your face powders! Wear all black and bring an extra sweater for comfort.